

SLOUGH WELLBEING BOARD - THURSDAY, 24TH NOVEMBER, 2022

SUPPLEMENTARY PAPERS

The following Papers were tabled at the meeting.

<u>AGENDA ITEM</u>	<u>REPORT TITLE</u>	<u>PAGE</u>	<u>WARD</u>
7.	Update - National & Local Policy	1 - 18	

This page is intentionally left blank

Policy Update

Slough Wellbeing Board – 24 November 22

Policy Update

1. Autumn Statement – key announcements
2. Further policy developments
3. 2021 Census – further data releases

1. Autumn Statement – key announcements

The Chancellor has announced a range of measures relating to health and well-being:

ADULTS' AND CHILDREN'S SOCIAL CARE

- £1 billion of funding has been promised for 2023-24, £1.7 billion for 2024-25.
- £600m in 2023-24 and £1bn of which in 2024-25 will be allocated through the BCF.
- The remaining £400m in 2023-24 and £680m in 2024-25 will be allocated to LAs through a ringfenced grant which will also help to support discharge.
- From April 2023, LAs with social care responsibilities will be able to increase the adult social care precept by up to 2% per year.
- Rollout of the Dilnot adult social care charging reforms delayed from October 2023 to October 2025.

1. Autumn Statement – key announcements

NHS & INTEGRATED CARE BOARDS

- NHS budget will be increased in each of the next two years by £3.3bn.
- Government committed “to a record £8bn package for our health and social care system”.
- Former Health Secretary Patricia Hewitt to lead an independent review into the oversight of Integrated Care Boards and how they can best work with autonomy and accountability.

1. Autumn Statement – key announcements

COST OF LIVING

- National Living Wage increased from £9.50 an hour for over-23s to £10.42
- Housing Support Fund will receive an additional £1bn.
- Additional means-tested cost of living payment of £900 with additional payments to pensioner households and individuals receiving disability payments.
- Benefit caps updated by 10.1%.
- State Pension increased by inflationary levels and means-tested Pension Credit for the lowest income households.
- Review of issues 'holding back workforce participation', due to conclude early in the new year.
- Energy Price Guarantee extend to the end of March 2024, capping a typical yearly energy bill at £3,000 rather than the current £2,500 from April 2023.

2. Further Policy Developments

COMMUNITY RECOVERY SERVICE

- It has been reported that NHS England is developing plans for a new universal 'community recovery service'
- This would include a 24-hour target to provide 'step down care' once a patient is deemed ready to leave hospital
- National modelling to understand costs, longer-term savings and workforce demands will be undertaken

2. Further Policy Developments

STATE OF CARE 2021-2022

- The Care Quality Commission has published its State of Care [report](#), which has found that the system is gridlock.
- The report raises concerns around capacity, unmet need, hospital discharges and staffing.
- Further specific areas of concern are:
 - Maternity care
 - People with a learning disability and autistic people
 - Children and young people's mental health
 - Deprivation of liberty safeguards.

2. Further Policy Developments

HOUSING & HEALTH

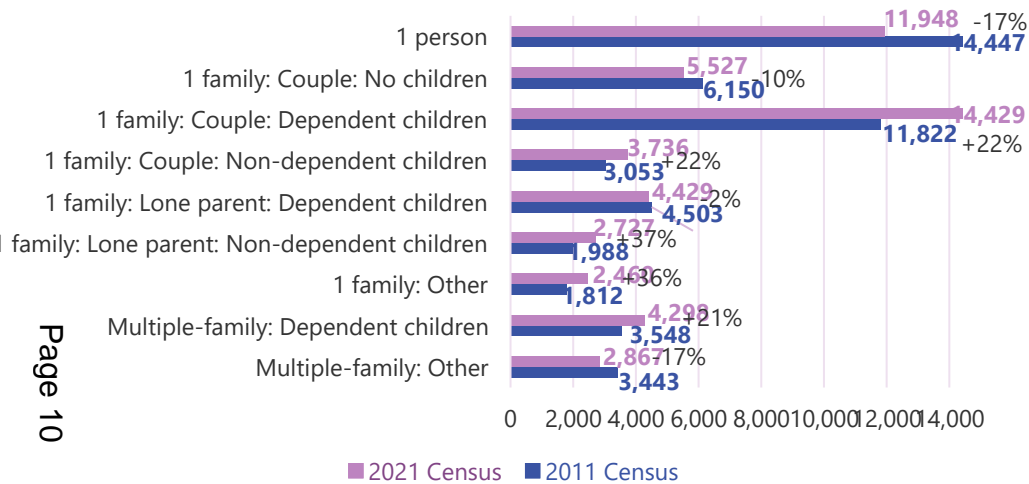
- The inquest into the death of Awaab Ishak, found his death to be caused by a respiratory condition brought on by exposure to mould at home.
- There is now an increased focus from Government on the link between housing and health
- The Secretary of State has written to all councils and social housing providers
- Providers should carry out assessments of damp and mould in their properties and take "prompt action" to keep tenants safe when concerns were raised
- Providers that breach regulator standards will be stripped of existing funding
- Legislation will be brought forward in the next calendar year, would give "additional powers" to housing authorities and ensure the voices of tenants were "heard more clearly"

3. 2021 Census – further data releases

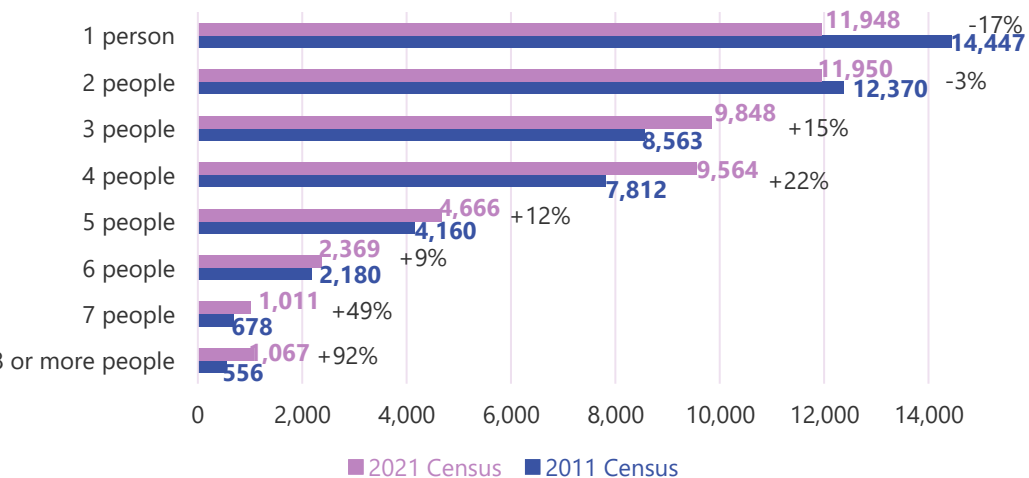


Households

Household Composition



Household Size



There are 52,423 households in Slough.


- 63.5% of households are a single family (36% with dependant children)
- 13.7% are multiple families (8.4% with dependant children)
- 22.8% are one person

There is an average of 3 people per household in Slough.

- 45.6% of households are 1-2 people
- 37% are 3-4 people
- 17.4% are 5 or more people

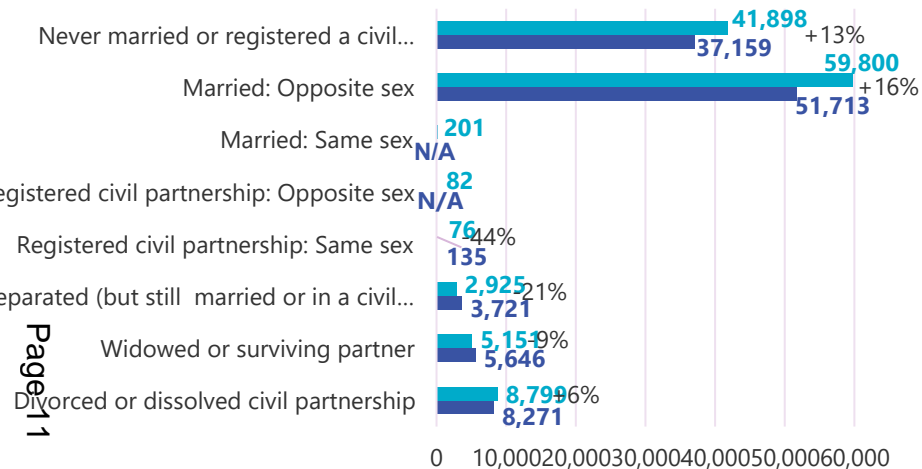
30,240 households in Slough (57.7%) are deprived in one or more dimension.

- 19,176 (36%) in 1 dimension (4% increase from 2011)
- 8,603 (16.4%) in 2 dimensions (22% decrease)
- 2,461 (4.7%) in 3-4 dimensions (30% decrease)



Marital and Civil Partnership Status

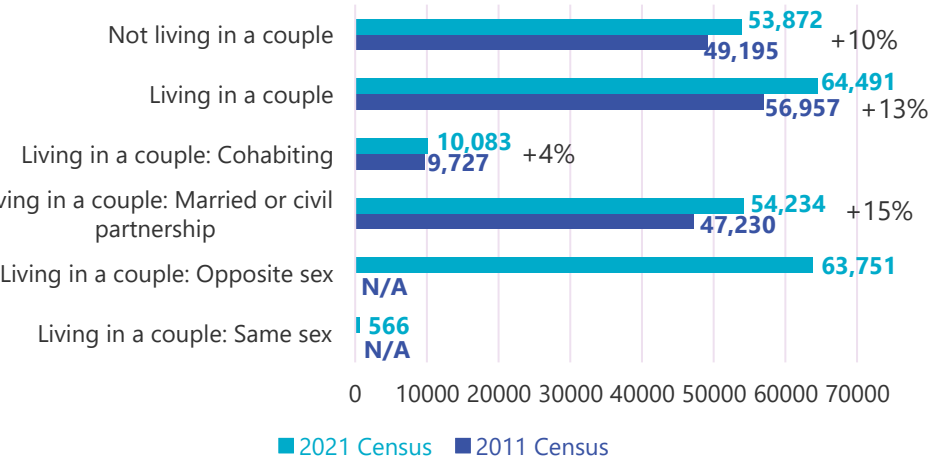
Marital and Civil Partnership Status



50.58% of Slough's (applicable) population are married or in a registered civil partnership.

- 50.28% are in an opposite sex marriage
- 0.17% are in a same sex marriage
- 0.07% are in an opposite sex civil partnership
- 0.06% are in a same sex civil partnership
- 35.23% have never been married or in a registered civil partnership

Living Arrangements



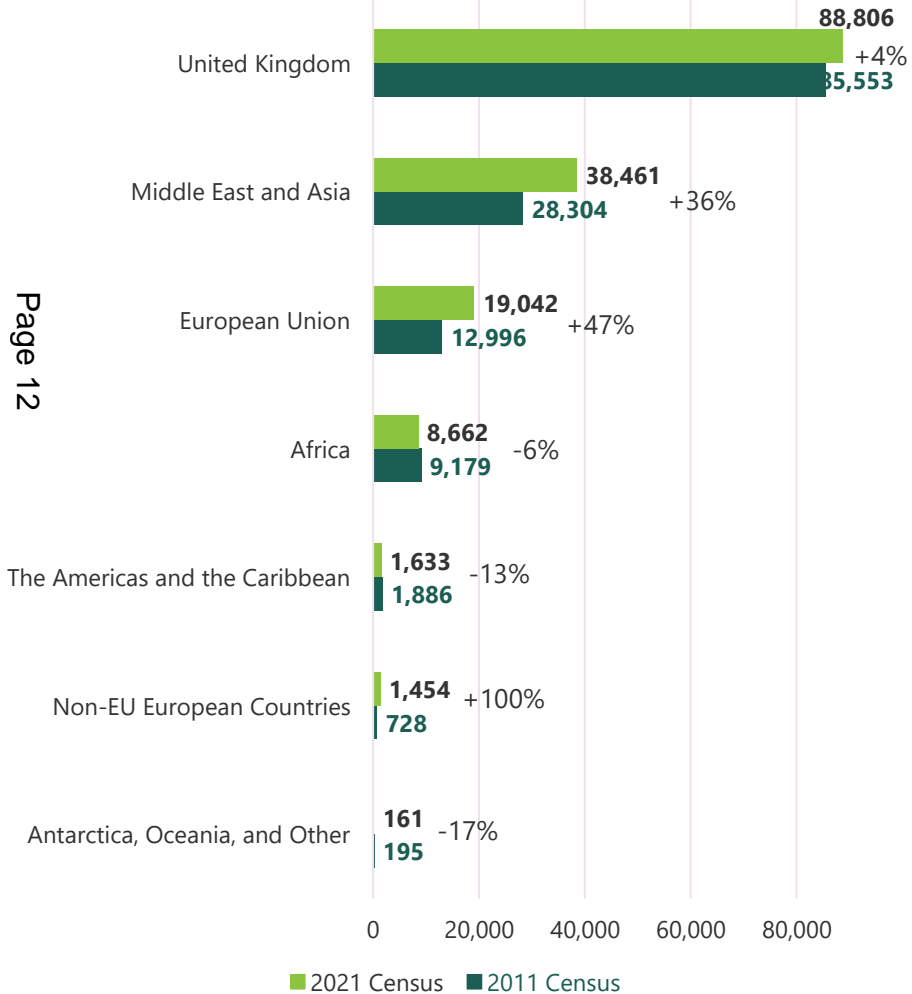
54.2% of Slough's (applicable) population are living in a couple.

- 53.6% are living in an opposite sex couple
- 0.5% are living in a same sex couple
- 45.3% are not living in a couple



Migration

Country of Birth



56% of Slough's population was born in the UK (55.1% born in England).

24.3% of Slough's population had moved to the UK from the Middle East and Asia, 12% from the EU, and 5.5% from Africa.

1. 10.8% from India
2. 9.1% from Pakistan
3. 5.6% from Poland
4. 2.2% from Romania
5. 1.2% from Kenya

10.5% of Slough's population arrived in the UK aged 0-15, 33.2% arrived aged 16-64, and 0.3% arrived aged 65 or over.

64.1% of the migrant population in Slough have resided in the UK for 10 or more years, 15.6% for 5-9 years, 11.3% for 2-4 years, and 9% for less than 2 years.



UK Armed Forces Veterans

1,539 people aged 16 or over in Slough have previously served in the UK armed forces (1.3% of Slough's applicable population).

- 1,058 (0.9%) served in regular armed forces
- 434 (0.4%) served in reserve armed forces
- 47 (0.0%) served in both regular and reserve armed forces

1,474 households in Slough (2.8% of households) include 1 or more veterans.

- 1,425 (2.7%) include 1 veteran
- 44 (0.1%) include 2 veterans
- 5 (0.0%) include 3 or more veterans

The UK armed forces veterans questions were new for the 2021 census, so there is no comparison data from previous censuses.

1,530 veterans in Slough (99.4% of veterans) live in a household and 9 (0.6%) live in a communal establishment.

1,097 Household Reference Persons* in Slough (2.1% of applicable HRPs) have previously served in the UK armed forces.

- 794 (1.5%) served in regular armed forces
- 273 (0.5%) served in reserve armed forces
- 30 (0.1%) served in both regular and reserve armed forces

*The Household Reference Person is an individual from the household acting as a reference point for further derived statistics. It is determined by the structure and characteristics of the household, for example, the eldest individual in full-time employment. It replaced the concept of "head of the household".

Future data releases

The next data sets are due to be released by the ONS between December and January 2023, and are expected to cover:

- Ethnic group, national identity, language and religion (due 29 November)
- Labour market and travel to work (provisional date 6 December)
- Housing (provisional date 5 January 2023)
- Sexual orientation and gender identity (provisional date 6 January)
- Education (provisional date 10 January)
- Health, disability, and unpaid care (provisional date 19 January)



Resident population & households

Slough population: 158,500



Females
80,005
(50.5%)



Males
78,495
(49.5%)



52,423 Households
3 people per Household

Slough's population at the time of the Census was 158,500 – an increase of 13.0%, from around 140,200 in 2011. This growth is markedly higher than the national average of 6.6%.

This confirms our assumption that there are a greater number of residents in the borough than has previously been included in recent ONS estimates (149,577 as of mid 2020).

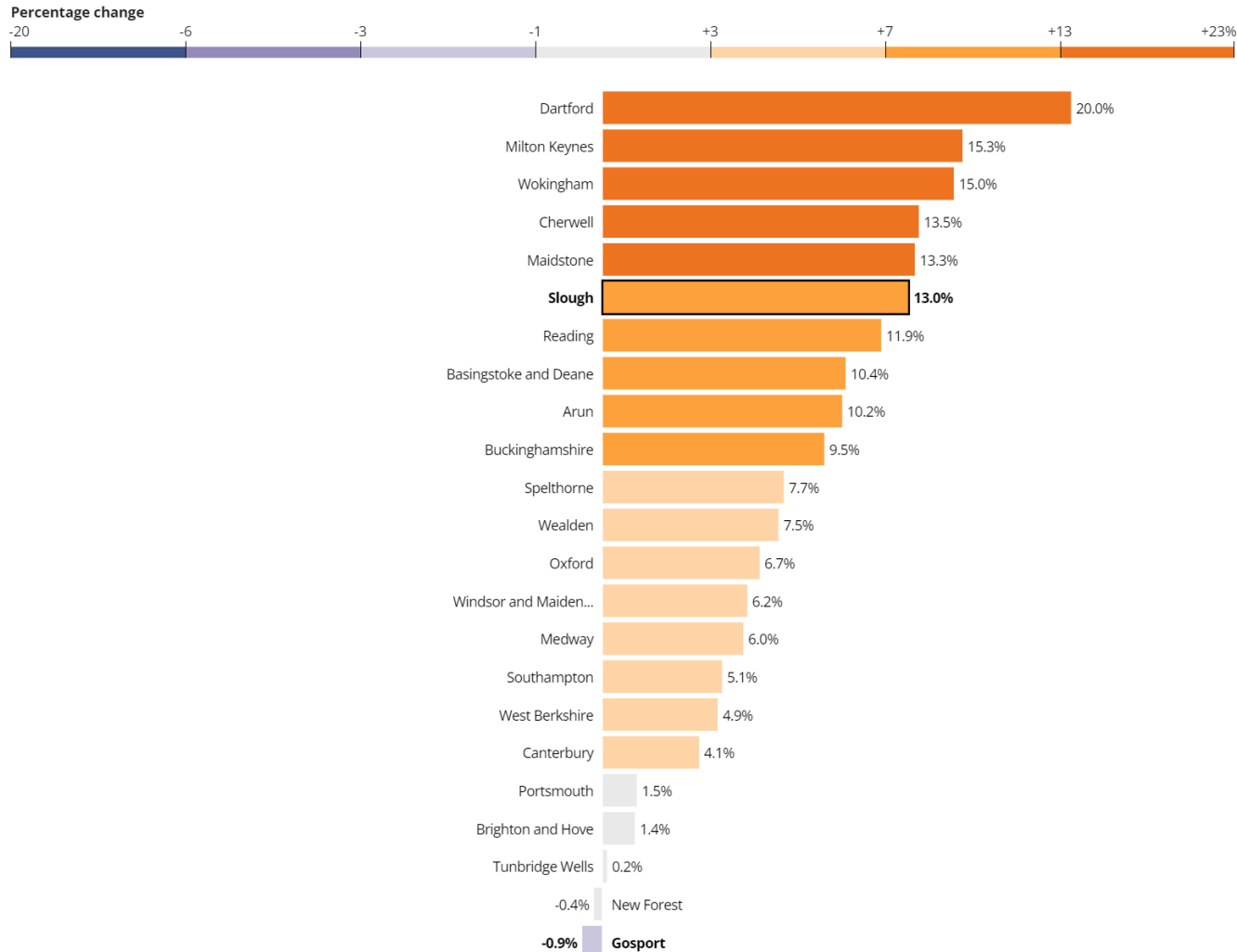
There are now 52,423 households in Slough containing at least one person – a growth of only 3.3% on 2011, compared to 6.1% in England and Wales.

This would imply a mean size of 3 people per household, compared to a mean of 2.4 in England and Wales, and would constitute the second largest proportion nationally. It will be important to review future census data releases to fully understand the context behind this headline.



Resident population & households

Population change of selected local authority areas in the South East between 2011 and 2021



This 13% population growth is also higher than the South East average of 7.5% and than our immediate neighbouring authorities:

- Buckinghamshire - 9.5%
- Hillingdon – 11.7%
- Spelthorne – 7.7%
- Windsor & Maidenhead – 6.2%

Slough is now the 127th largest local authority by total population size, up 13 places from 2011.



Population density

Slough is the third most densely populated LA in the South east, with 4,871 usual residents per square kilometre (48.7 per hectare compared to 45.8 in 2011).

This is the equivalent of around 35 people living on each football pitch-sized area of land, compared to an average of just 3 across England.





Resident population by age

The census has confirmed our understanding of the youthful nature of Slough's population. 25% of Slough's residents are aged under 15, 64.% are aged 16-64, and 9.7% are aged 65 or over.

This is the second highest proportion in England and Wales behind only Barking and Dagenham

There has been an increase of:

- 19.3% in people aged 65 years and over
- 10.7% in people aged 15 to 64 years
- 17.3% in children aged under 15 years.

